















# LIRIODENDRON tulipifera JFS EMERALD CITY (R) 'JFS-OZ'

Tulip tree EMERALD CITY®



Regular oval tree, dark green leaves, yellow in autumn. Yellow-green flowers with orange centre.

-  **Maintenance advice:** Pruning often unnecessary. Does not respond well to pruning. Prune sparingly in autumn, applying a healing putty. Water abundantly and regularly for the first two years.
-  **Botanical/Horticultural origin:** Horticultural origin ; Breeder J.F. Schmidt (US)
-  **Use group:** Trees
-  **Height at 10 years:** 15 m
-  **Width at 10 years:** 8 m
-  **Growth:** Fast
-  **Fragrance:** No

-  **Exposure:** Sun - Half shade
-  **Evergreen/Deciduous:** Deciduous
-  **Shape:** conical, pyramidal
-  **Colour of leaves:** Green
-  **Colour of flowers:** Green yellow
-  **Soil type:** Moist to cold
-  **Uses:** Free standing specimen, Border, Street tree

Calendar : J F M A M J J A S O N D

