










SORBARIA sorbifolia 'Sem' cov

Ash Leaf/False Spirea



-  **Maintenance advice:** At the end of winter, remove some of the older branches to rejuvenate and eliminate some of the root shoots, if necessary.
-  **Botanical/Horticultural origin:** Horticultural origin : breeder Johan Nouws, Zundert (NL) 2001
-  **Use group:** Shrubs
-  **Height at 10 years:** 1 m
-  **Width at 10 years:** 1,5 m
-  **Growth:** Medium
-  **Fragrance:**

-  **Exposure:** Sun - Half shade
-  **Evergreen/Deciduous:** Deciduous
-  **Shape:** bushy
-  **Colour of leaves:** Yellow, gold
-  **Colour of flowers:** Cream white
-  **Soil type:** Cool to dry
-  **Uses:** Border, Hedge,
-  **Publisher:** Globe planter

Calendar :

