


PRUNUS persica 'DE VIGNE'

Peach 'De Vigne'



Maintenance advice: After flowering, find and cut down the non flowering branches , leaving just 2-3 buds. Shorten other less flowering branches, to just above a leaf bud, to rejuvenate.

 Pinch the young shoots (break off between fingers while soft, or cut off, to shorten by about a half), all along the branches, to help floral buds to develop the following year. Treat with anti-leaf curl, once leaves have fallen, to strengthen.

 **Botanical/Horticultural origin:** Horticulture

 **Use group:** Fruit Trees


 **Height at 10 years:** 4 m

 **Width at 10 years:** 3 m

 **Growth:** Fast

 **Fragrance:** No

 **Exposure:** Full sun


 **Evergreen/Deciduous:** Deciduous

 **Shape:** tree like

 **Colour of leaves:** Green

 **Colour of flowers:** Pink

 **Soil type:** Indifferent

 **Uses:** Fruit tree, Free standing specimen,

Calendar : J F M A M J J A S O N D