
















# PITTOSPORUM tenuifolium 'GREEN ELF'

Pittosporum 'Green Elf', Kohuhu 'Green Elf', Tawhiwi 'Green Elf'



-  **Maintenance advice:** Prune moderately at the end of winter.
-  **Botanical/Horticultural origin:** Horticulture
-  **Use group:** Mild Climate plants
-  **Height at 10 years:** 1,5 m
-  **Width at 10 years:** 1,5 m
-  **Growth:** Medium
-  **Fragrance:** Yes

-  **Exposure:** Sun - Half shade
-  **Evergreen/Deciduous:** Evergreen
-  **Shape:** rounded, ball, globe
-  **Colour of leaves:** Blue green
-  **Colour of flowers:** Purple
-  **Soil type:** Cool to dry
-  **Uses:** Border, Hedge, Tub/container

Calendar : J F M A M J J A S O N D