








# YUCCA filamentosa 'BRIGHT EDGE'

needle palm 'Bright Edge'



-  **Maintenance advice:** At the end of winter, remove the dry leaves at its base. Remove the withered flower stems after flowering.
-  **Botanical/Horticultural origin:** Horticultural origin
-  **Use group:** Shrubs
-  **Height at 10 years:** 1 m
-  **Width at 10 years:** 1 m
-  **Growth:** Slow
-  **Fragrance:** No

-  **Exposure:** Full sun
-  **Evergreen/Deciduous:** Evergreen
-  **Shape:** bush, spreading
-  **Colour of leaves:** Variegated green yellow
-  **Colour of flowers:** Cream white
-  **Soil type:** Dry
-  **Uses:** Free standing specimen, Rockery, Tub/container

