

SOPHORA japonica = STYPHNOLOBIUM japonicum


Japanese pagoda tree










© Hortival Diffusion - Tous droits réservés










© Hortival Diffusion - Tous droits réservés



© Hortival Diffusion - Tous droits réservés

-  **Maintenance advice:** Pruning is not often necessary but can be done at the end of winter, above branches that allows regeneration of the shoots.
-  **Botanical/Horticultural origin:** Far East
-  **Use group:** Trees
-  **Height at 10 years:** 8 m
-  **Width at 10 years:** 6 m
-  **Growth:** Fast
-  **Fragrance:** No

-  **Exposure:** Full sun
-  **Evergreen/Deciduous:** Deciduous
-  **Shape:** large head
-  **Colour of leaves:** Green
-  **Colour of flowers:** White
-  **Soil type:** Cool to dry
-  **Uses:** Free standing specimen, Street tree,

Calendar : J F M A M J J A S O N D

