







SALIX matsudana 'TORTUOSA'

corkscrew willow



-  **Maintenance advice:** Regeneration and formation pruning if necessary, at the end of winter.
-  **Botanical/Horticultural origin:** Horticultural origin; introduced from northern China to Vilmorin (FR) by Joseph Hers (B) around 1920.
-  **Use group:** Shrubs
-  **Height at 10 years:** 8 m
-  **Width at 10 years:** 4 m
-  **Growth:** Fast
-  **Fragrance:** No

-  **Exposure:** Sun - Half shade
-  **Evergreen/Deciduous:** Deciduous
-  **Shape:** bushy
-  **Colour of leaves:** Green
-  **Colour of flowers:** Yellow
-  **Soil type:** Moist to cold
-  **Uses:** Free standing specimen, Border, Country hedge

